

Lectora®

# Stay Ahead of the eLearning Curve

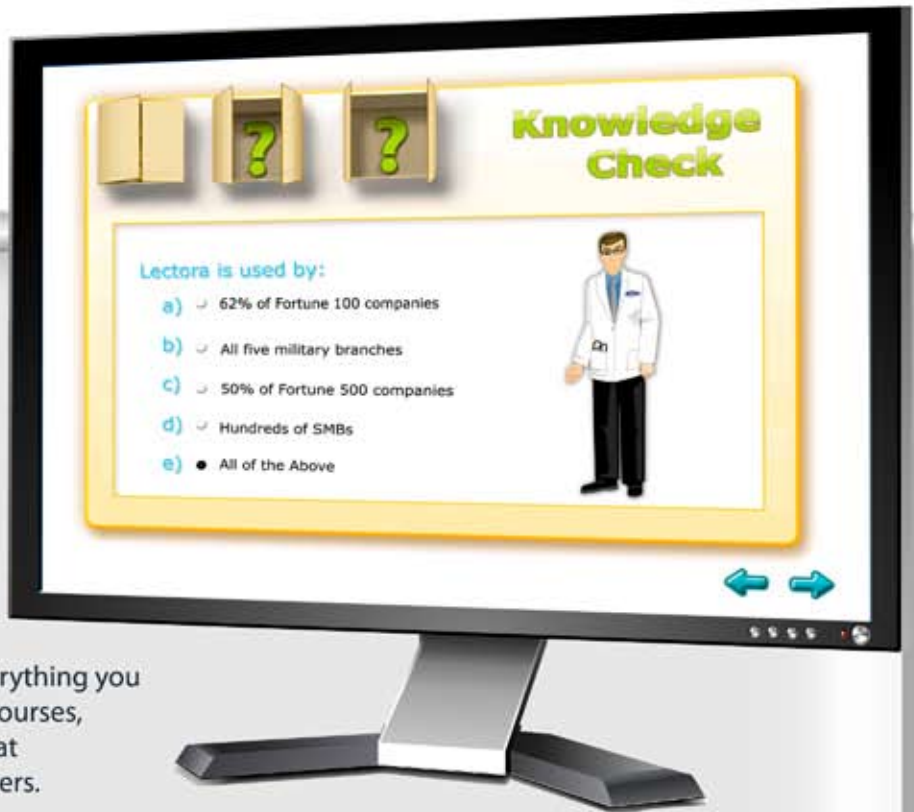
Create professional, interactive, and cost-effective courses with *Lectora* and *Lectora Inspire*

Thousands of corporations, academic institutions, and government agencies worldwide choose Lectora to create online training due to its:

- o Ease of use
- o Speed
- o Low learning curve
- o Power
- o Flexibility
- o Compatibility

The Lectora line of products includes everything you need to develop professional elearning courses, presentations, assessments, and more that will engage, entertain, and educate learners.

To discover all the benefits of Lectora firsthand, please visit [www.trivantis.com](http://www.trivantis.com) to download a free 14-day trial.



Some Lectora Clients

TIFFANY & CO.



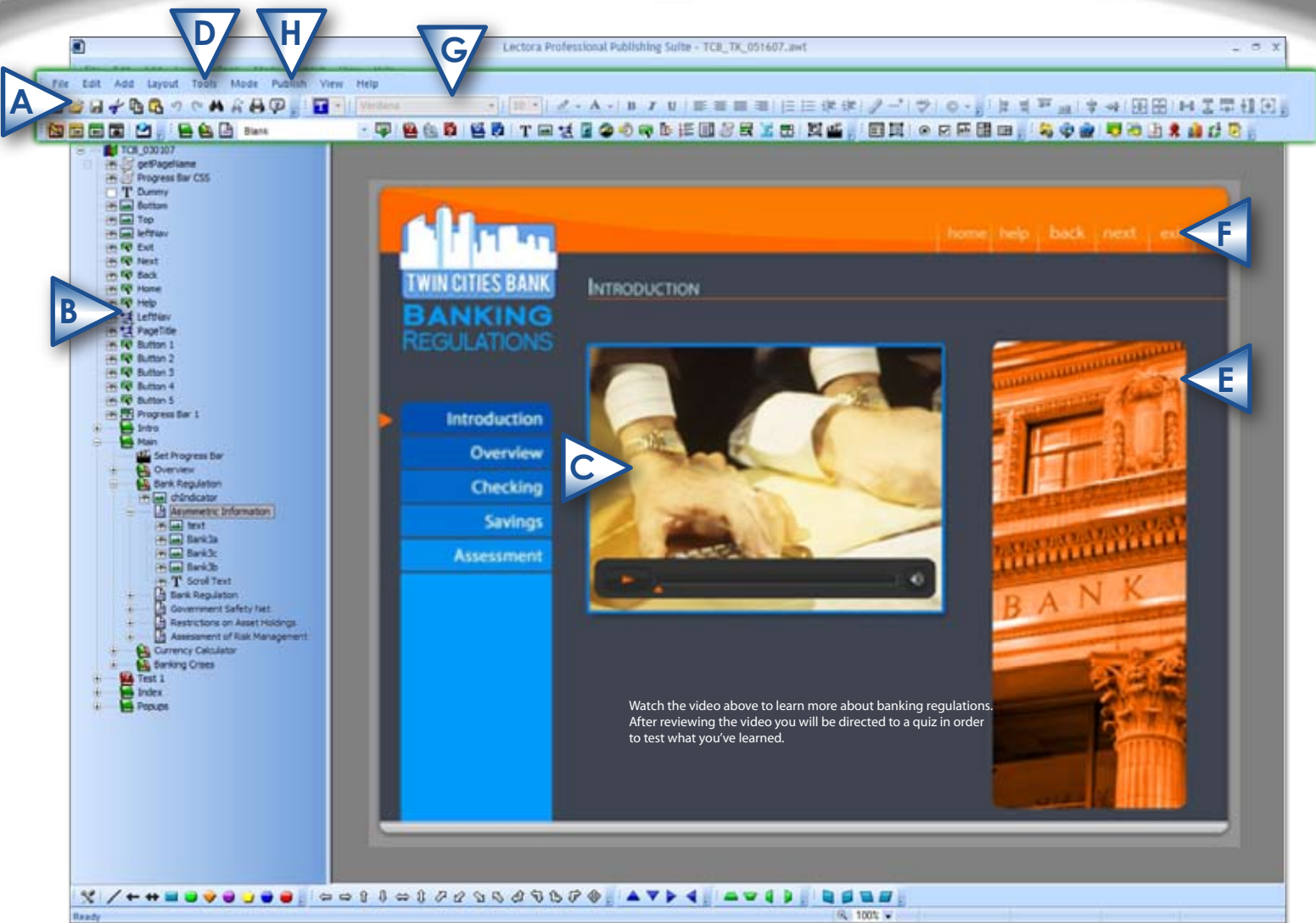
that was easy.™



U.S. AIR FORCE



Order your copy today by calling (877) 929-0188.



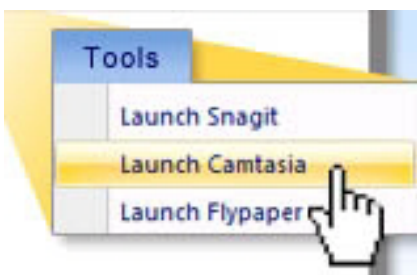
**A** Lectora features an intuitive menu system with icon driven toolbars to quickly perform authoring functions such as importing multimedia content, designing, and building learning course interactivity.

**B** Lectora's Title Explorer displays the content organization in a tree view. Lectora uses a book metaphor to help you create and organize content into Chapters, Sections, and Pages. Use this pane to set up your content structure.

**C** Import a wide array of multimedia objects including audio, video, Flash animations, and more. Lectora supports all universal multimedia formats and can convert and compress audio and video to Flash format. Utilize 6,500 different clip art images and engage learners with Flash games and animations included in Lectora.

**D** Lectora Inspire includes Camtasia® for Lectora, Snagit® for Lectora and Flypaper® for Lectora to easily develop screen recordings, screen captures, videos, and engaging Flash.

**E** Simply drag-and-drop or copy and paste text, images, animations, external documents and graphics onto the page.



**F** Easily build interactive navigation by using Lectora's menu builder or choose from a variety of professionally designed navigation buttons.

**G** Easily create tests, assessments, quizzes and surveys. Choose from a variety of testing options such as automated grading, weighted questions, timed testing, randomized test questions, and more.

**H** Publish your content to HTML, CD, iPhone, iPod Touch, or single file executable in just one click. Absolutely no programming experience required.

Feature	Description/Benefit
<b>Standard Features</b>	
<b>Getting Started</b>	
Help Agents	Quickly learn Lectora with the new interactive video help guides that provide animated tutorials on the key features in Lectora to help you begin creating content immediately with virtually no learning curve.
Title Wizards	Choose from an array of professionally created Title Wizards to quickly create the look and framework of your title, thus saving time and providing you with a starting point for content creation. Wizards serve as content creation guides that walk you through the steps needed to complete your course.
Template Gallery	Access more than 250 templates directly within Lectora, which are conveniently categorized and include helpful descriptions of each template. Makes creating a title easier than ever before!
Internal Content Organization & User Friendly Interface*	Lectora's layout and user-friendly interface enables you to maintain efficient content organization for faster development and file access. Customize your toolbars, dock or float the Title Explorer, and create a work space that maximizes efficiency.
External Content Organization	Lectora copies, organizes, and stores all necessary files into one easy-to-access directory, saving time in locating folders and files.
Help Guide	Provides instructional and user friendly information on Lectora and links out to the Lectora User Guide and Lectora Community Forum so you can find answers and advice on Lectora.
Tip of the Day*	Enhance your Lectora skills by reading a helpful tip each time you open Lectora.
Customizable Toolbars*	Pick and choose which toolbars and toolbar icons you want displayed within Lectora and move them to your desired location.
<b>Helpful Wizards &amp; Tools</b>	
Flash & Games Library*	Keep learners engaged by easily adding interactive flash animations and games to your courses. Choose from a library of customizable flash games and animations such as flash cards, jigsaw puzzles, million dollar question game, reveal game, hangman, word scramble, tic tac toe, text animations, male and female characters, industry-specific characters, digital and analog clocks, and more.
Background Wizards	Choose from a gallery of 38 pre-designed backgrounds which are conveniently categorized by type or create your own custom background to enhance visual appeal.
Animation Wizards	Easily create more engaging courses by using the animation wizards which guide you through configuring and customizing Flash animations from the Media Library.
Button Wizards	Utilize the seven types of pre-designed and pre-defined buttons or four custom buttons. Edit button text, size, and colors or add animated GIF buttons or your own navigation quickly and easily.
Chart Creator	Save time by quickly creating a variety of charts, such as bar, pie, and line charts based upon standard spreadsheet formatted data. Charts will appear as editable images that can easily be recreated.
Clip Art Gallery*	Easily add high-quality, professional images to your course by utilizing more than 6,500 clip art images within the Media Library.

Feature	Description/Benefit
Symbol Library*	Save time by easily importing symbols such as copyright and trademark symbols directly into text.
Shapes & Lines Designer*	Choose from an array of shapes and lines, such as arrows, circles, squares, triangles, trapezoids, parallelograms, and more to enhance visual appeal.
<b>Rapid Development</b>	
Dynamic Titles*	Instantly update the text within published titles by editing an associated published XML file. Makes updating published titles fast and easy.
Border & Margin Creator	Make text stand out by creating completely customizable text blocks with margins and borders that include graphic options such as 3D cutout and 3D ridge border.
Automated Menu Builder	Build customizable menus quickly and easily with optional borders, colors, and backgrounds. Align menu items and multi-line items to enhance the look of your menu.
Alignment Tools	Align and space multiple objects easily to ensure consistency.
Inheritance	Eliminate repetitive inserting of the same objects for high speed content development by easily inheriting specific objects throughout your entire title or specified chapters.
Resource Manager	Quickly locate any resource throughout your title for fast deletion, revision, or editing.
Easily Accessible Properties Dialog*	View an object's properties quickly and easily. When selecting an object, that object's properties will instantly display anywhere you choose. Move the window around, hide it, or keep it in your desired location.
Keyboard & Configurable Shortcuts	Create your own custom shortcuts, add new hotkeys to the standard set of tools within Lectora, or utilize pre-existing keyboard shortcuts, which saves time and increases efficiency.
Time-Saving Page Layouts	Ensure consistency of the look of pages by utilizing any of the 25 predefined page layouts or create your own custom layout to save time and share with colleagues.
Easy Moving of Individual Objects Within a Group	Save time by quickly moving individual objects within a group by simply holding down the ALT key while moving the object.
Reestablish Object Order	When selecting an object during editing, the object is brought to the top level so users can easily see and manipulate it. After editing, the object automatically goes back to the level it was originally placed.
Time-Saving Tab Key Navigation	Save time by quickly switching focus between objects in your workspace with the simple stroke of the tab key.
Display HTML Page Names	Conveniently view the HTML page names within your title at the top of each page properties box.
Paragraph & Text Formatting	Format text and paragraphs similar to popular word processing programs by adding bulleted and numbered lists which can start at any number you choose, indent text, check spelling, highlight text, and much more. Save time by utilizing the font drop-down list that shows a visual representation of the font type and places the most recently used fonts at the top of the list. Easily apply shared text styles, format multiple text blocks at once, and change global font type, color, and/or size across an entire title to save time.
Wrap Around Text Blocks	Text automatically moves and wraps around images, making the layouts of text boxes with images easy to design.

Feature	Description/Benefit
<b>Rapid Development</b>	
Edit Mode Navigation	Navigate between pages easily while in edit mode by utilizing the page up and down keys that enable you to quickly switch between pages.
Convenient Title Explorer Options*	Save time by quickly opening chapters and sections in the Title Explorer all at once or easily collapsing them with one click of a button. Also collapse non-plate child objects such as actions at the title level and set your desired width of the Title Explorer to be saved and restored each time Lectora is launched.
Equation Editor	Create and edit mathematical formulas and equations.
Table of Contents	Generate an optional customizable table of contents instantly for easy user navigation.
Media Open Dialog	Conveniently play and preview all audio and video before adding it to your title.
Grids & Snap to Grids	Organize content on a page and easily space and align objects to the pixel, which saves time in creating the layout of pages.
Zoom	Easily edit content by zooming in or out.
"Paste As" Functionality	Paste in rich text, plain text, and different formats of images and conveniently keep your desired text format options when pasting from your clipboard, which saves time and effort.
"This Object" Action Target *	For easy copying and pasting of actions to objects, utilize the target "This Object," which eliminates the need to list a specific object name as your target.
Object Drop Visibility	While moving pages, chapters, or objects in the left hand pane, use the lines between objects to ensure accuracy.
Display Cursor Position/Color	Know exactly where your cursor is within a title with the ability to display the X and Y coordinates of the cursor. Also ensure graphic consistency by displaying the RGB value of the color where the cursor lies.
Eyedropper Color Selection	Change the color of text, shapes, or lines to ensure that they all have matching colors and maintain consistency. When using a custom color, save time by applying it to all color selections within your title.
Easy Object Moving	Easily move objects horizontally or vertically by holding the Shift key, thus saving time in designing or changing the layout of a page.
Automated Page Numbering	Number pages within a title, chapter, and/or section instantly to save time and effort.
Auto Update	Check for Service Packs automatically, keeping you up to date with the latest modifications.
Specify Offsets for Objects	Inherit objects from all sides of the page, enabling you to quickly create headers, footers, and right or left side page navigation.
Search, Find & Replace Text	Search and find all text easily within a title, including question feedback, message display, menu text, action object URLs, and notes and easily replace the specified text if desired, saving time and effort.
Reference List	Generate a comprehensive reference list automatically at the end of a course, which can include author, title of work, web address, publisher, and date of publication to ensure attribution and copyright laws.
Group Objects	Create hide/show actions quickly and efficiently by grouping multiple objects together, thus saving time in creating interactivity.

Feature	Description/Benefit
Group Actions	Create an action group to trigger several actions at once, saving time and effort.
Object Search	Quickly find objects by utilizing the search function.
Fast Import and Filter	Easily import XML or run filters, such as the zip filter, without having to open a title first.
Defaulted Object & Action Name	Easily identify the objects you've used by defaulting to the name of the resource, saving time in locating objects. Also quickly locate actions by defaulting to the name of the "on" and "action" fields.
Easy Object Editing	X and Y coordinates show the width and height of selected objects so you can quickly and precisely edit the size and position of selected objects. Simply click once inside the coordinates and values will be automatically highlighted for fast modification.
Optional Text Formatting Marks	For easy editing, display text formatting marks such as paragraph returns, spaces, page breaks, and more.
Object Icons	Locate objects in a list quickly by viewing icons for objects in your title.
Reset Objects to Original Size	When editing an image, animation, or button, easily reset the object to its original size in order to eliminate stretching and keep the initial quality of the object.
Adjustable Spacing & Line Height	Adjust line height within a text block and choose your own paragraph spacing.
Mute & Unmute FLV Media*	Globally mute and unmute audio across a title for all FLV media.
Instant Opening of HTML Folder*	Easily access your published folder with all your HTML files by simply clicking on the Preview in Browser button.
<b>Sharing &amp; Reviewing Content</b>	
Share & Store Media, Templates & Library Objects Online*	Easily share media, templates, and library objects with any and all Lectora users – even those outside your own organization! This makes collaborating on courses fast and simple and eliminates the need to email, FTP, or store files on a network.
Course Notes	Enhance a collaborative authoring environment by adding notes to a course, which tracks the name of the author who created the note and the time it was created.
Notes Report	Print a report of all the notes in your title for a helpful quick reference.
Export to Word	Easily repurpose and share course content in a Word document by exporting the text from your title to Microsoft Word (.doc).
Save Title as Template	Save your Lectora title as a template to increase consistency and efficiency. Enables authors to share designs across an organization.
Contextual Printing	Conveniently print specific content within desired chapters, sections, or pages to easily review or share content.
Import/Export to Zip	Zip/Unzip a title to a single file to exchange files quickly and efficiently.
Learning Object Library	Store and share objects conveniently for other authors to easily access.

Feature	Description/Benefit
Media Library	Save time and stay organized by having one central location for all your media files which can include keywords and metadata to easily search through all media in your library. Enhance collaboration by making your media library accessible to multiple users.
Import from Existing Title	Share chapters, sections, or pages from existing Lectora titles, which promotes a collaborative authoring environment.
<b>Interactivity</b>	
Extensive Media File Support	Insert an array of media files such as images, audio, video and Flash. Edit the size and position of your media and add actions to enhance interactivity.
Actions	Create interactive content without the need for Flash by utilizing an array of actions that can move, start, stop, show, hide, size and play objects or go to specific locations within your course.
Page and Object Transitions	Make pages and objects more animated with transitions such as wipes, splits, checkers, strips, fly actions dissolve, circles, and boxes.
Hyperlinks	Easily add hyperlinks to text, which links to another page, section, web address or e-mail address. Conveniently change the default hyperlink color to enhance the look of a course.
Launch Programs & Documents	Engage end users by adding programs or documents, such as PDFs, Microsoft Word, Excel, and PowerPoint. Simply drag and drop your desired files directly into Lectora and easily select any additional file from a drop-down list of previously added files, thus eliminating time spent inserting documents.
Flash Conversion	Automatically compress and convert all video and audio to Flash format prior to or upon publishing. Provides better compression for faster loading of content, high quality files, smaller file sizes to free up bandwidth space, complete browser compatibility, and the option to view videos in full screen.
Streaming Flash Videos	Eliminate the need for users to download videos within a course by streaming Flash videos from any location on the Web.
Streaming YouTube	Enable learners to conveniently play a YouTube video directly in a Lectora title.
Skinnable Flash Player	Easily change the color and style of your Flash Player by choosing from predefined Flash Player skins.
Replaceable Audio Graphic	Enhance the look of a course by replacing the speaker icon with any graphic of your choice.
Action Target	Quickly scroll to a specific object with the action target called current page, which is ideal for Section 508 compliant content because it enables viewers to skip over repetitive navigation.
Forms*	Create electronic forms by adding pre-created or custom form elements such as text fields, radio buttons, check boxes, pick lists, and drop down menus. Configure forms to receive real-time, two-way data. Save custom form elements for titles to ensure consistency. Save time and effort by using the same variable within multiple forms, thus conveniently populating previously entered form data.
Secondary Navigation	Enhance the user experience by enabling users to easily go back to the previous page they were viewing, just like a browser's back button.
Pop-up Windows	Enhance interactivity and visual appeal by adding customizable pop-up windows to courses. Pop-up windows in HTML titles appear in a modern, browser-based window, eliminating all pop-up blocker and message error issues.

Feature	Description/Benefit
Media Pausing	Pause audio, video, or animation that can later be resumed so students can view and listen to media content at their own pace.
Move to/Size to Actions	When using move to or size to actions, your objects will automatically animate to the position or size you select and a slider will be added to enable users to adjust the speed of the animation, providing a better end user experience.
Embedded Objects in Text	Insert images, animations, or equations inside text blocks to add flair to content.
Vertical Text Block Scrollbar	Provide end users with the ability to easily view long text in a vertical scrolling text block that can be moved up and down for easy reading.
<b>Content Accuracy &amp; Protection</b>	
Author Control	Prevent inadvertent revisions in collaborative authoring environments by password protecting portions of a Lectora title.
Auto Save	Save your work automatically every 5 minutes or the time interval you choose. Never worry about losing your work with the Auto Recovery option.
Multiple Saving Options	For added security, use the Save As option in the File menu to create a copy of your current title. After the title is copied, the newly created copy of the title will be opened, ensuring that any changes you make are saved to the latest version. In addition, you can also choose 'Save A Copy' to save a copy of your title to a location you specify and the existing copy will remain open for you to continue working on it.
Spell Check	Ensure spelling accuracy of all content in English, British, and Canadian English variants, including questions, by automatically checking all text within a title for errors. Choose to spell check automatically as you type or wait to check your course later.
Auto Error Check	Make any necessary corrections on the fly with Lectora's automatic error checking feature and conveniently print content located in your error check dialog box.
Published Content Protection	Protect published content and make it nearly impossible for students to copy and paste from course pages.
Lock/Unlock All	Make your content safe and secure by locking and unlocking the size and position of multiple items at once.
Warning Message Preferences	Create your own custom warning messages. This enables you to eliminate certain warnings, such as warnings for resource sizes, Macintosh content, and/or unused resources/variables.
Metadata Security Levels	Define course security levels within the metadata field which can be used by your LMS to ensure security clearance for specific content.
Version Editor	Switch to editing copies of titles that are saved in different directories, enabling changes to be easily made to files saved in different locations without affecting your original copy.
<b>Tests &amp; Surveys</b>	
Advanced Testing Features	Create pre-tests, random quizzes, surveys, and tests with any combination of true/false, multiple choice, essay, short answer, drag-and-drop, fill-in-the-blank, matching, or hot spot question formats, which can become interactive by adding distractors or actions to question objects. Results can be easily recorded and tracked electronically.

Feature	Description/Benefit
Reset Questions	Automatically reset individual questions on a page so they automatically return to their original states, which is ideal for repeating a question until it is answered correctly.
Assignable Unit Prerequisites	Create custom learning paths quickly and easily by specifying requirements for moving to a specific part of a course.
Grading and Results Tracking	Submit assessment scores and results instantly via e-mail to multiple addresses, CGI, XML, AICC, or SCORM. Provides seamless integration with any standards-based learning management system.
Print Test Results	Print test results when published to HTML or CD-ROM, providing you with a hard copy of the results to file for future use and/or distribution.
Customizable Questions and Tests	Control the color and layout of tests and assessments by including a wide array of multimedia and interactivity. Also, create weighted questions for enhanced flexibility and specify whether you would like to round up or down in order to round the scores of tests, combined tests, and surveys involving numbers.
Bulk Question Importer	Import already existing questions and files stored in access databases, excel spreadsheets, or flat files, saving time and effort in creating questions.
Certificate Tool	Reward users for a job well done by quickly creating certificates for test or course completions. Simply use certificate templates that you can easily customize with desired colors and fonts as well as specified names and dates.
Immediate Question Feedback	Engage students by instantly displaying question feedback after each question is answered, but before the answer is submitted.
Progress Bar	Learners easily see how much time they have left to take a test or survey or view how far they are through a course, providing them with the added convenience of being able to pace themselves.
Customizable Multiple Choice Questions	Display multiple choice answers in a drop down list or in a list box, providing greater customization and a more diverse look.
Separate Grading	Include more than one correct answer for multiple choice and hot spot questions and have each answer graded as a separate question.
Custom Likert Responses	Create custom responses for Likert questions by specifying your own desired number of choices and using your desired text.
Likert Tables	Save time by creating multiple Likert questions in one table format rather than having to create each Likert question one by one.
Change Contents for Questions*	Questions can now be the target for a change contents action, enabling questions to update on the page with the new answer. This is especially helpful when creating interactive, custom questions which include media.
<b>Publishing</b>	
Single-Click Publishing	Publish to the Internet, CD-ROM, Single File Executable, AICC, SCORM, CourseMill, or any standards-based LMS with the simple click of a button. Enhances ease of use and serves as an added time saver.
Publish to iPhone	Stay on top of cutting edge technology and provide learners with multiple ways to access courses by choosing from ten templates and two wizards to conveniently publish Lectora titles to iPhone and iPod Touch.

Feature	Description/Benefit
Multi-Language Publishing*	After translating your title into multiple languages you can easily publish courses to all your desired languages at the same time, saving time and effort.
Preview/Test in Browsers	Ensure course compatibility with multiple browsers by conveniently previewing and testing each page on multiple browsers. Use the pull-down on the Preview button to choose the browser in which you want to preview your published title.
Render Text as Image for HTML	Convert text to graphics to ensure that all end users see your content as you intended upon publishing. Also prevents your proprietary information from easily being copied.
Form Element Labels	Screen readers recognize form elements by automatically associating text objects with particular form elements, thus providing it with a label and linking the object and the text. This is ideal for Section 508 Compliant content.
HTML Text Tags	Easily save the headers of text blocks as pure HTML, which enables the header to be read by search engines. This is ideal for websites that you would like to be found by Google, Yahoo, and other major search engines.
HTML Preloading	Enhance speed by providing quick HTML page loading.
Convenient Printing Options	Print specified pages, actions, or objects in a course or print storyboards and title outlines to present ideas when a computer isn't available, to edit hard copies, or keep a physical record of a title.
Total Error and Warning Display	Warnings and errors displayed during publishing are totaled so you can quickly view the number of warnings and errors, making it easy for you to know how many items need to be fixed in your title before publishing.
Customized Icons	Add custom icons to create association with your brand or for easy recognition when publishing as executable files.
Adjustable Image Compression	Decide how much or how little you'd like to compress images in a course when they are converted during publishing.
Internet-Ready Images	Convert supported image types to Internet-ready formats, enabling anyone to view the images via the Internet.
Automatic ALT Tags	Use the first 128 characters in a text block as the Alternative Tag (ALT Tag) when the text is published as an image, eliminating the need for you to type in a description by hand.
eLearning Standards & 508 Compliance	
508 Checker	Use the 508 Compliance Checker to conveniently check your title for consistency with Section 508 accessibility guidelines and receive helpful feedback on how to resolve any issues in your title that do not meet these guidelines.
508 Documentation*	Learn to create your own 508 compliant content by utilizing the 508 documentation which also references courses and templates for developing 508 content.
FLV Closed Captioning*	Easily make your FLV videos 508 compliant by adding closed captioning. Simply supply the text and Lectora does the rest.
Screen Reader Functionality*	Buttons work seamlessly with popular screen readers, such as JAWS.
SCORM Compliance	Lectora has been tested and conforms to the latest SCORM 1.2 and SCORM 2004 specifications.

Feature	Description/Benefit
AICC Compliance	Lectora is an AICC certified Authoring System which has been tested by AICC independent test labs to comply with AICC guidelines and recommendations.
XHTML 1.0-Strict Compliancy	Produce titles in Lectora that are compliant with the most up-to-date Internet standards.
<b>Specialized Features</b>	
Error Reporting Functionality*	If a Lectora program failure occurs, instantly report error information to Trivantis to review for possible Service Pack releases.
Configurable Runtime Verbiage	Customize the test results window that appears after a test is completed, enabling you to quickly reword or translate result messages into another language.
Cross-Domain Redirector	Eliminate the need for the signed applet, thereby enhancing AICC communication.
Comprehensive Metadata Support	Create and manage metadata by enabling search engines and learning, content, and knowledge management systems to identify, track, and source content. IMS metadata is turned on by default.
Import External HTML Objects	Increase the dynamics of your course by easily importing scripts, applets, meta tags, ASP and JSP scripts, and additional HTML code created outside of Lectora. Also provides added support for ColdFusion and ASPX.
Integration Packs	Add additional "Publish To" options that provide advanced compatibility. Enables Lectora to seamlessly publish directly to systems such as Blackboard, SumTotal Systems, and more.
Variables	Build advanced dynamic functionality and tracking such as elapsed timing, logical branching, advanced results tracking, browser checks, and more. When modifying variables, save time by removing all instances of a character string from a variable's value and easily clean-up your title by automatically removing unused variables upon publish.
Conditions	Set your own rules and prerequisites for running actions within Lectora, enabling you to only run certain actions based on your specifications. Save time by easily copying a previously used condition and reusing it within your title.
Empty Relationship Variable	Check to see if your variables do not contain content by using relationships for conditions which determine when a variable is empty.
Random Value Variable	Set random value variables to enable a response to happen from a pool of options.
Variable Manager	Quickly and easily sort through variables within your title by viewing the names of variables used and where they are located. Saves time and provides greater organization.
Debug Mode	Quickly debug courses that include multiple variables and actions before publishing. This mode can show a debug window that will display variable data, data sent to and from scripts, actions triggered, and other debug information. Quickly change variables on the fly while previewing a title in debug mode.
Debug Publish Option	Debug courses during publishing and choose your own logging options so you can specify what information you want to see when debugging.
Cryptic Test File Names	Test files contain random, cryptic names to help prevent cheating.
Custom SCORM Manifest Identifier	To differentiate between your course manifest name and the course name used within your LMS, the Manifest Identifier uses the Course ID rather than the MANIFEST1 when publishing to SCORM.

Feature	Description/Benefit
<b>Lectora Inspire Only Features</b>	
Camtasia for Lectora	Create screen recordings and capture content on your computer's video camera. Add synchronized audio, zoom and pan effects, and seamless transitions to produce a professional demonstration of an application.
Flypaper for Lectora	Create beautiful Flash animations and interactive activities without having to learn Flash! Use one of several Flypaper templates to help create animated content. Create and modify your animations using timeline-based controls and add transition effects, colors, shapes, buttons and more.
Snagit for Lectora	Easily create and edit screen captures of your desktop, specific applications, or portions of your screen. Add callouts, highlights, colors and more and insert the images directly into Lectora.
Audio Recorder and Editor	Record voice-overs using a microphone and insert them into Lectora. Edit existing audio files and synchronize audio playback with events that occur within your Lectora project.
Video Editor	Edit existing video files and synchronize video playback with events.
Image Editor	Create and edit static images and animated GIF files and save them in one of several standard formats.

## Lectora System Requirements

Intel 1.5 GHZ processor or equivalent

500MB RAM (1GB RAM for Lectora Inspire)

350MB Free hard drive space for application (900MB Free hard drive space for Lectora Inspire installation)

Microsoft Windows XP, Windows Vista, or Windows 7

Help Agents require Flash Player 8.0 or higher

Internet-published content is cross-platform compatible with Microsoft Internet Explorer 6.0 and higher, Firefox 1.0 and higher, and Safari 1.2 and higher, and Google Chrome

\*Lectora Inspire also requires Microsoft DirectX 9 or later for Camtasia, Microsoft .NET Framework 3.5 SP1 for Flypaper, and Adobe Flash Player version 9.0.115.0 or later for Flypaper

## Supported Media Types

Images: TIF, GIF, JPG, BMP, PNG, WMF, EMF, IPIX

Audio: WMA, WAV, MID, RMI, AU, MP3, AIFF, FLV

ASF (streaming audio by Microsoft) or RM (streaming Real Audio)

Video: WMV, FLV, AVI, MOV, MPG, MPEG, RM, RAM, MP4, ASF, RM (streaming Real Video)

Documents: RTF, TXT

Other: Shockwave, SWF, Java, Javascript, ASP, JSP, PHP, ColdFusion

## Languages Supported

Lectora is available in the following languages:

English, French, German, Spanish, Swedish & Chinese

To learn more, contact us at (877) 929-0188.